


# TYPO ATTACK

## LEARNING

Type the right key and hit the Typos



For ages 8 and up

CONSUMER-WRITTEN PROGRAMS FOR

# ATARI®

HOME COMPUTERS

# APX

ATARI Program Exchange



# TYPO ATTACK

by

David Buehler

Program and manual contents © 1982 David Buehler

**Copyright notice.** On receipt of this computer program and associated documentation (the software), the author grants you a nonexclusive license to execute the enclosed software. This software is copyrighted. You are prohibited from reproducing, translating, or distributing this software in any unauthorized manner.

## Distributed By

The ATARI Program Exchange  
P.O. Box 3705  
Santa Clara, CA 95055

To request an APX Product Catalog, write to the address above, or call toll-free:

800/538-1862 (outside California)

800/672-1850 (within California)

Or call our Sales number, 408/727-5603

### Trademarks of Atari

ATARI is a registered trademark of Atari, Inc. The following are trademarks of Atari, Inc: 400, 410, 800, 810, 820, 822, 825, 830, 850, 1200XL.

**Limited Warranty on Media and Hardware Accessories.** Atari, Inc. ("Atari") warrants to the original consumer purchaser that the media on which APX Computer Programs are recorded and any hardware accessories sold by APX shall be free from defects in material or workmanship for a period of thirty (30) days from the date of purchase. If you discover such a defect within the 30-day period, call APX for a return authorization number, and then return the product to APX along with proof of purchase date. We will repair or replace the product at our option. If you ship an APX product for in-warranty service, we suggest you package it securely with the problem indicated in writing and insure it for value, as Atari assumes no liability for loss or damage incurred during shipment.

This warranty shall not apply if the APX product has been damaged by accident, unreasonable use, use with any non-ATARI products, unauthorized service, or by other causes unrelated to defective materials or workmanship.

Any applicable implied warranties, including warranties of merchantability and fitness for a particular purpose, are also limited to thirty (30) days from the date of purchase. Consequential or incidental damages resulting from a breach of any applicable express or implied warranties are hereby excluded.

The provisions of the foregoing warranty are valid in the U.S. only. This warranty gives you specific legal rights and you may also have other rights which vary from state to state. Some states do not allow limitations on how long an implied warranty lasts, and/or do not allow the exclusion of incidental or consequential damages, so the above limitations and exclusions may not apply to you.

**Disclaimer of Warranty on APX Computer Programs.** Most APX Computer Programs have been written by people not employed by Atari. The programs we select for APX offer something of value that we want to make available to ATARI Home Computer owners. In order to economically offer these programs to the widest number of people, APX Computer Programs are not rigorously tested by Atari and are sold on an "as is" basis without warranty of any kind. Any statements concerning the capabilities or utility of APX Computer Programs are not to be construed as express or implied warranties.

Atari shall have no liability or responsibility to the original consumer purchaser or any other person or entity with respect to any claim, loss, liability, or damage caused or alleged to be caused directly or indirectly by APX Computer Programs. This disclaimer includes, but is not limited to, any interruption of services, loss of business or anticipatory profits, and/or incidental or consequential damages resulting from the purchase, use, or operation of APX Computer Programs.

Some states do not allow the limitation or exclusion of implied warranties or of incidental or consequential damages, so the above limitations or exclusions concerning APX Computer Programs may not apply to you.

## Overview

Can you defend eight bases at once from a bombardment of falling typos? Your best defense is your typing skill, which is bound to improve as you play TYPO ATTACK. To shoot down each falling typo, you type the character that appears beneath the base under bombardment. This fires an energy bolt at the typo to protect your base. To add to the challenge, the characters in the bases change randomly. The better you become at fending off the typos, the faster they fall and the greater the selection of keys displayed in the bases. If you wipe out one wave of invaders, you automatically face another wave. If a typo lands, it digs away at the buffer zone protecting your base. When a typo finally reaches a character in a base, the game is over.

## Required accessories

- Cassette version

8K RAM  
ATARI 410 Program Recorder

- Diskette version

16K RAM  
ATARI 810 Disk Drive

## Contacting the author

Users wishing to contact the author about TYPO ATTACK may write to him at:

901 W Co Road G-2  
St. Paul MN 55112

---

## Getting started

---

### Loading TYPO ATTACK into computer memory

1. Remove any program cartridge from the cartridge slot of your computer.
2. *If you have the cassette version of TYPO ATTACK:*
  - a. Have your computer and your TV set turned OFF.
  - b. Insert the TYPO ATTACK cassette into the program recorder's cassette holder and press REWIND on the recorder until the tape rewinds completely. Then press PLAY to prepare the program recorder for loading the program.
  - c. Turn on the computer while holding down the START key.
  - d. When you hear a beep, release the START key and press the RETURN key. Then turn on your TV set. The program will load into computer memory and start automatically.

*If you have the diskette version of TYPO ATTACK:*

- a. Have your computer turned OFF.
- b. Turn on your disk drive.
- c. When the BUSY light goes out, open the disk drive door and insert the diskette with the label in the lower right-hand corner nearest to you. (Use disk drive one if you have more than one drive.)
- d. Turn on your computer and your TV set. The program will load into computer memory and start automatically.

### Skill levels

By pressing the OPTION key before the game begins, you can choose any skill level from 1 to 9. Higher skill levels have more typos per wave, a wider range of keys to press, and a faster rate of attacking typos (see Figure 1 to find the skill level on the scoreboard).

---

# Playing TYPO ATTACK

---

## Shooting

When you type a key, the base with that character on it fires an energy bolt to hit a typo falling in its line of fire. If no typo is falling, the energy bolt just flies off the screen with no penalty to you. If you press a key of a character not displayed, or if you press more than one key, nothing fires. Remember to release the last key before you type a new one. A maximum of four bolts can appear on the screen at once.

## Special keys

The RETURN key is represented as "Rt" and the space bar is represented as "Sp".

## Waves

After a certain number of typos appear, you move up to another wave. In each new wave, the typos fall faster, and you must type keys farther to the extreme right and left of the keyboard. You move on to higher and higher waves as long as a typo doesn't penetrate a base. Each time a typo makes it all the way to the ground, it digs a little farther toward your base. When one makes it all the way through the buffer zone protecting your base, an explosion ends the game.

## Scoreboard screen display

Before the beginning of play, and before each new wave appears, a scoreboard displays on the screen. You can see your score and anticipate what's coming up next by checking the information in the following display:

TYPO ATTACK	
SCORE	000000
POINTS X 1	WAVE 1
HISCORE 000000	
SKILL LEVEL 1	

Figure 1. Scoreboard

## Scoring

At first, every time you hit a typo you earn ten points. Your score appears in the upper box on the scoreboard display. The game begins with wave 1 of typos. Before each new wave begins, check the POINTS X box at the left. It shows you how many multiples of ten you score each time an energy bolt hits a typo. For example, during wave 1, the POINTS X box displays "1". This means that each time you hit a typo, you earn ten points. If the POINTS X box displays "3", you get thirty points each time you strike down a typo. You get more points as the typos start falling faster and faster. (Whenever the waves increase to 3, 6, 9, or any other number divisible by 3, the POINTS X number goes up one.)

## High scores

The computer records your highest score for this session in the HISCORE box, as shown in Figure 1. If you top your last high score, a tune plays as this number changes.

## Pausing

To pause during game play, press the SELECT key. The falling typos stop in midair. To resume play, press the SELECT key.

## Suggested strategy

Try to shoot the typos near the top of the screen, since they speed up as they fall. The typos on the fourth wave are the hardest to hit, because your shots sometimes pass right through them. It's a good idea to shoot these typos twice.





ATARI Program Exchange  
P.O. Box 3705  
Santa Clara, CA 95055

## Review Form

We're interested in your experiences with APX programs and documentation, both favorable and unfavorable. Many of our authors are eager to improve their programs if they know what you want. And, of course, we want to know about any bugs that slipped by us, so that the author can fix them. We also want to

know whether our instructions are meeting your needs. You are our best source for suggesting improvements! Please help us by taking a moment to fill in this review sheet. Fold the sheet in thirds and seal it so that the address on the bottom of the back becomes the envelope front. Thank you for helping us!

1. Name and APX number of program.

---

---

2. If you have problems using the program, please describe them here.

---

---

---

3. What do you especially like about this program?

---

---

---

4. What do you think the program's weaknesses are?

---

---

---

5. How can the catalog description be more accurate or comprehensive?

---

---

6. On a scale of 1 to 10, 1 being "poor" and 10 being "excellent", please rate the following aspects of this program:

- \_\_\_\_\_ Easy to use
- \_\_\_\_\_ User-oriented (e.g., menus, prompts, clear language)
- \_\_\_\_\_ Enjoyable
- \_\_\_\_\_ Self-instructive
- \_\_\_\_\_ Use (non-game programs)
- \_\_\_\_\_ Imaginative graphics and sound

7. Describe any technical errors you found in the user instructions (please give page numbers).

---

---

---

8. What did you especially like about the user instructions?

---

---

---

9. What revisions or additions would improve these instructions?

---

---

---

10. On a scale of 1 to 10, 1 representing "poor" and 10 representing "excellent", how would you rate the user instructions and why?

---

---

11. Other comments about the program or user instructions:

---

---


---

From

---


---

---



ATARI Program Exchange  
P.O. Box 3705  
Santa Clara, CA 95055

[seal here]



## TYPO ATTACK

by David Buehler

- Learn touch typing the fun way
- Shoot down the invading typos with the right keys
- The better you get, the faster they fall

Do you remember the boring practices you did to improve your typing speed? Too bad *Typo Attack* wasn't around then. But you can still enjoy this fast-paced game for locating keys on the keyboard and improving your touch-typing speed and skill.

You defend eight bases against animated typo invaders falling directly overhead. Each base displays a keyboard character. To wipe out a typo with an energy bolt, you type the character di-

rectly below it in a base. The bolt fires only when you type one character, so don't try pressing several keys at once.

After the first few invasion waves, you have no time to search for the character on the keyboard. You must rely on your touch skill. And to add to the challenge, the characters in the bases change randomly. The better you become at fending off the typos, the faster they fall and the greater the selection of keys displayed in the bases. Each time a typo lands, it digs toward the base. When a typo penetrates to a character, the game is over.

To accommodate all levels of typists, *Typo Attack* has nine skill levels. This game can turn fledgling typists into champs, and they'll have great fun the whole time!

### Requires:


Cassette  
(APX-10180)

- ATARI 410™  
Program Recorder
- 8K RAM

### Diskette

(APX-20180)

- ATARI 810™  
Disk Drive
- 16K RAM



### About the author

### DAVID BUEHLER

David Buehler, a high school junior from St. Paul, Minnesota, won a first prize in the Education category of the quarterly APX software contest for *Typo Attack*. As a three-year programming veteran, David prefers using assembly language. His skill is apparent in *Typo Attack's* off-beat, arcade-style approach for improving touch-typing skills. David designed this slick program with the most basic of

ATARI Home Computers: an ATARI 400 Computer with 16K of memory, an ATARI 410 Program Recorder, and the Assembler Editor Cartridge. When he's not pursuing his other hobbies, which include playing the violin, David is at work designing more games. We can expect to see more exciting and unusual programs from this talented young APX author.